



ಬೃಹತ್ ಬೆಂಗಳೂರು ಮಹಾನಗರ ಪಾಲಿಕೆ
Bruhat Bengaluru Mahanagara Palike



BBMP COVID-19 WAR ROOM 03.09.2021



ABSTRACT OF COVID-19 CASES IN BENGALURU



	MALE	FEMALE	TRANSGENDER	MALE	FEMALE	TRANSGENDER	TOTAL	
	Last 24 Hours	Last 24 Hours	Last 24 Hours	Cumulative	Cumulative	Cumulative	Last 24 Hours	Cumulative
Positive Cases	170	149	0	7,40,261	4,98,419	154	319	12,38,834
Recovered Cases	122	80	0	7,26,382	4,88,575	146	202	12,15,103
Death Cases	3	5	0	10,141	5,868	4	8*	16,013
Total Tests Done	In Last 24 hrs : 53,236					Cumulative : 1,86,81,184		
ACTIVE CASES					7,718			

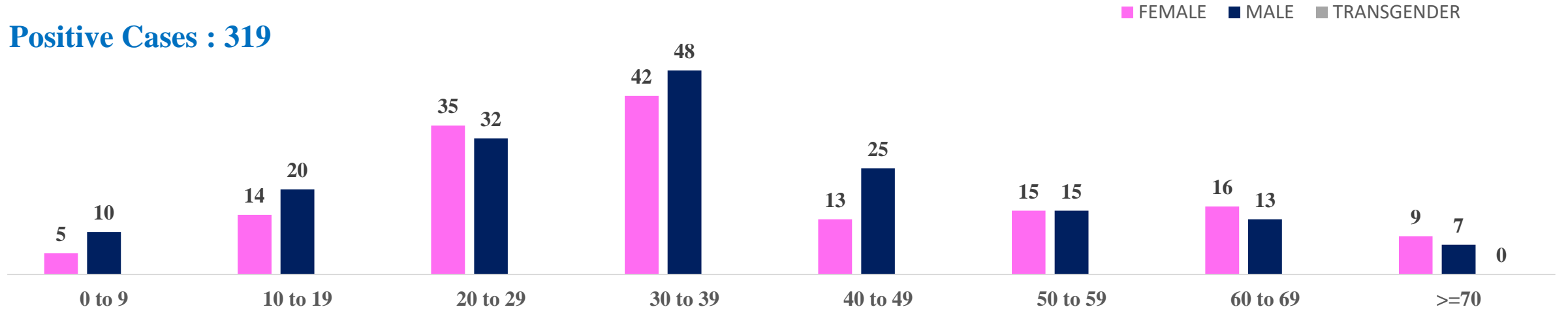
*Covid deaths occurred today : 00 | Covid deaths occurred in beyond last 24 hrs, reported today : 08



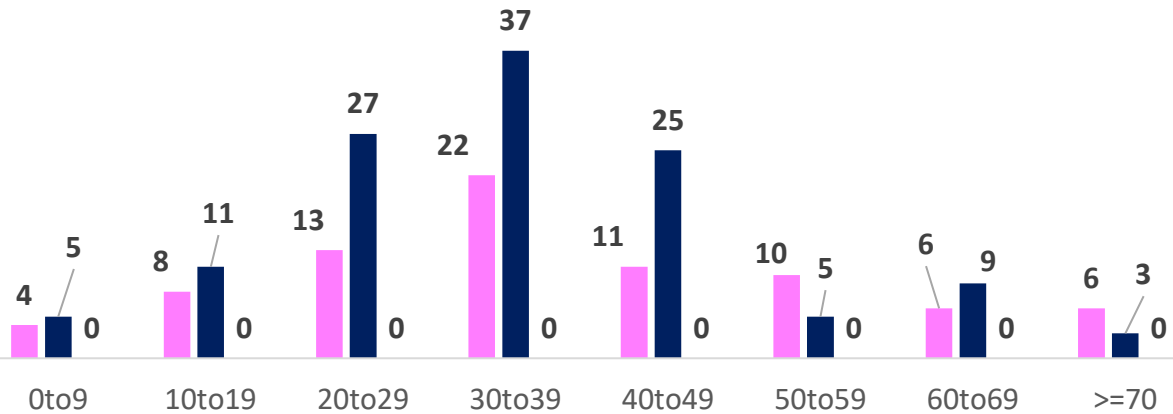
LAST 24 HOURS AGE GROUP AND GENDER WISE DISTRIBUTION



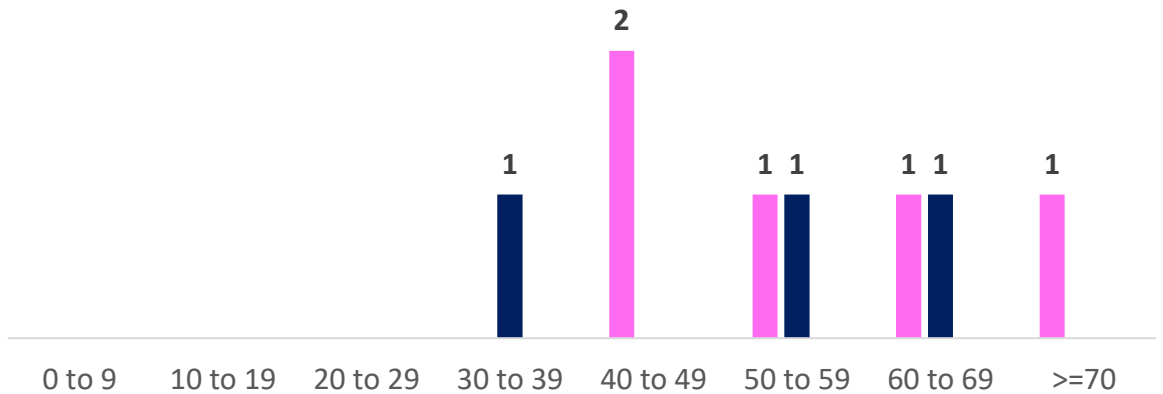
Positive Cases : 319



Recovered Cases : 202



Death Cases : 8





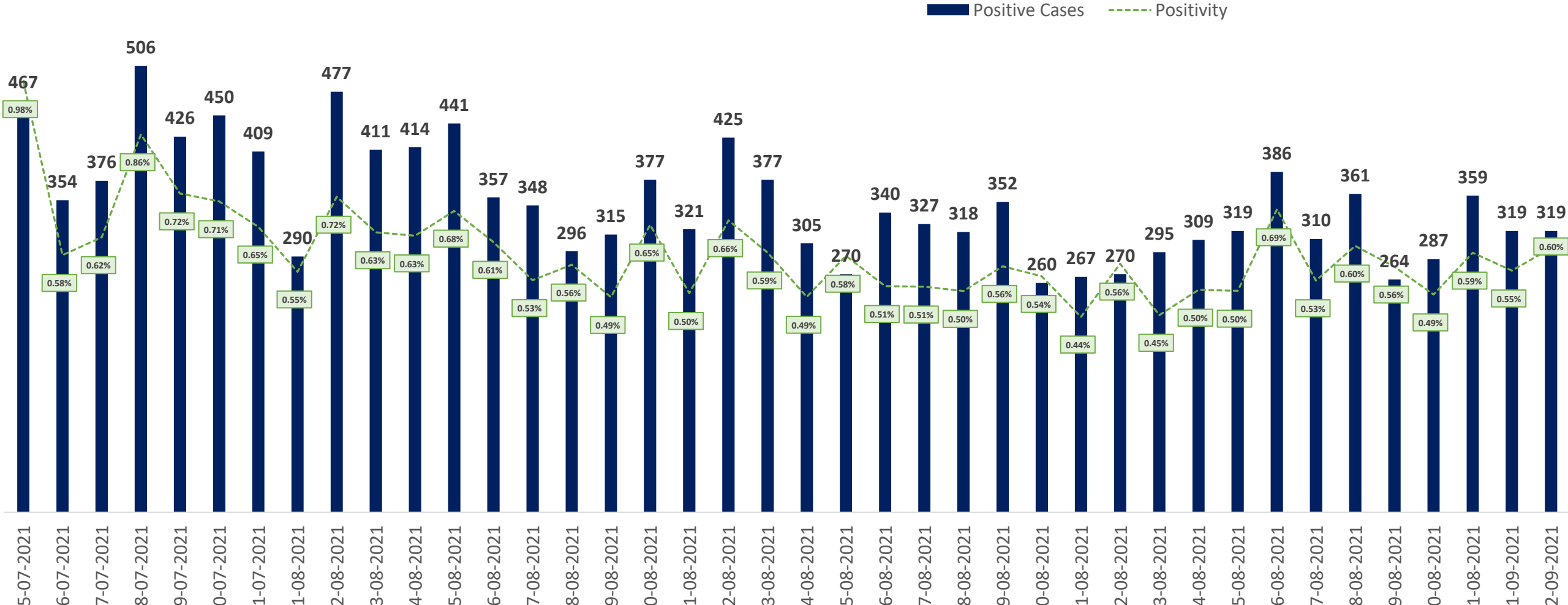
SNAPSHOT OF BENGALURU COVID-19 CASES IN LAST 8 WEEKS



	09-07-2021 To 15-07-2021	16-07-2021 To 22-07-2021	23-07-2021 To 29-07-2021	30-07-2021 To 05-08-2021	06-08-2021 To 12-08-2021	13-08-2021 To 19-08-2021	20-08-2021 To 26-08-2021	27-08-2021 To 02-09-2021
Total Positive Cases	2,878	2,673	2,845	2,892	2,439	2,289	2,106	2,219
Total Recovered Cases	3,980	6,646	2,701	2,752	2,785	2,543	2,656	1,807
Total Death Cases	58	39	41	47	25	23	21	35
Case Fatality Rate	2.02%	1.46%	1.44%	1.63%	1.03%	1.00%	1.00%	1.58%
Total Tests Conducted	4,21,525	4,22,110	4,09,331	4,42,029	4,28,251	4,29,507	4,03,590	3,96,682
Positivity Rate	0.68%	0.63%	0.70%	0.65%	0.57%	0.53%	0.52%	0.56%

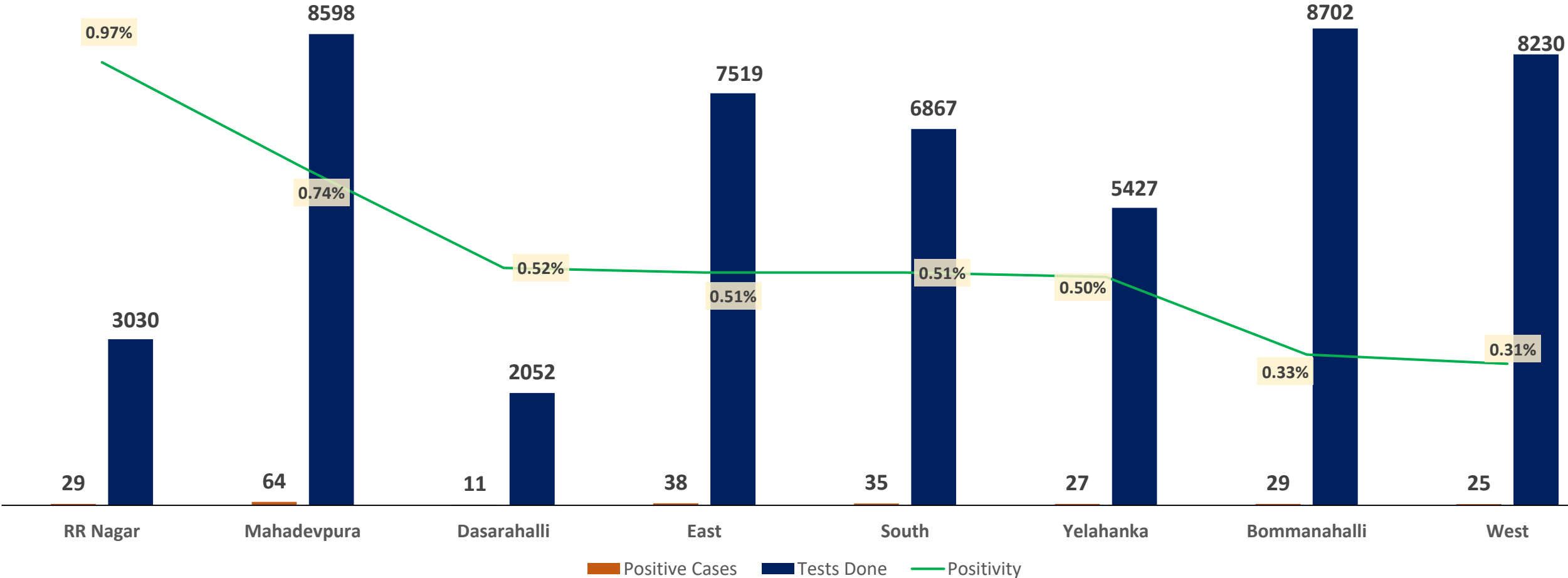


POSITIVITY RATE OF BENGALURU – LAST 40 DAYS



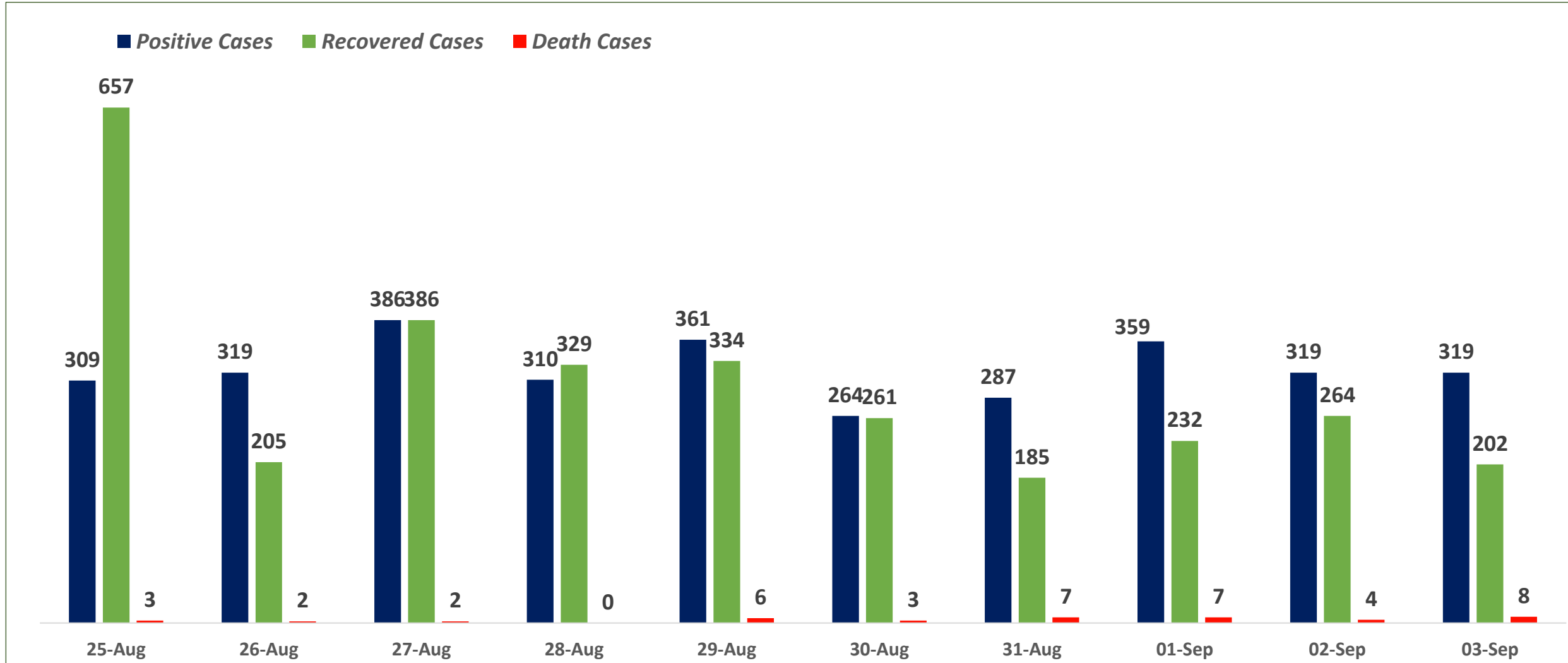


ZONE WISE AVERAGE POSITIVITY TREND FOR LAST WEEK





SNAPSHOT OF POSITIVE, RECOVERED AND DEATH CASES OVER LAST 10 DAYS ACROSS BBMP ZONES

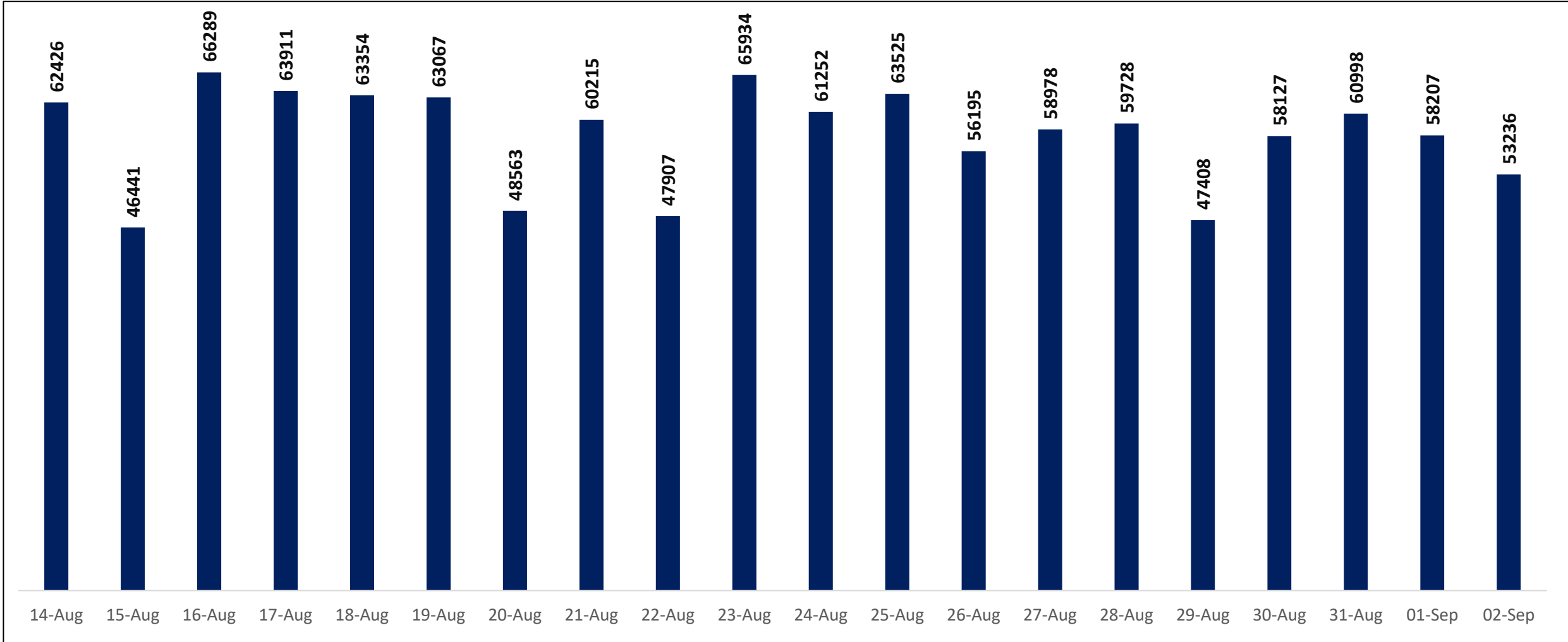




TESTING TRENDS IN BENGALURU

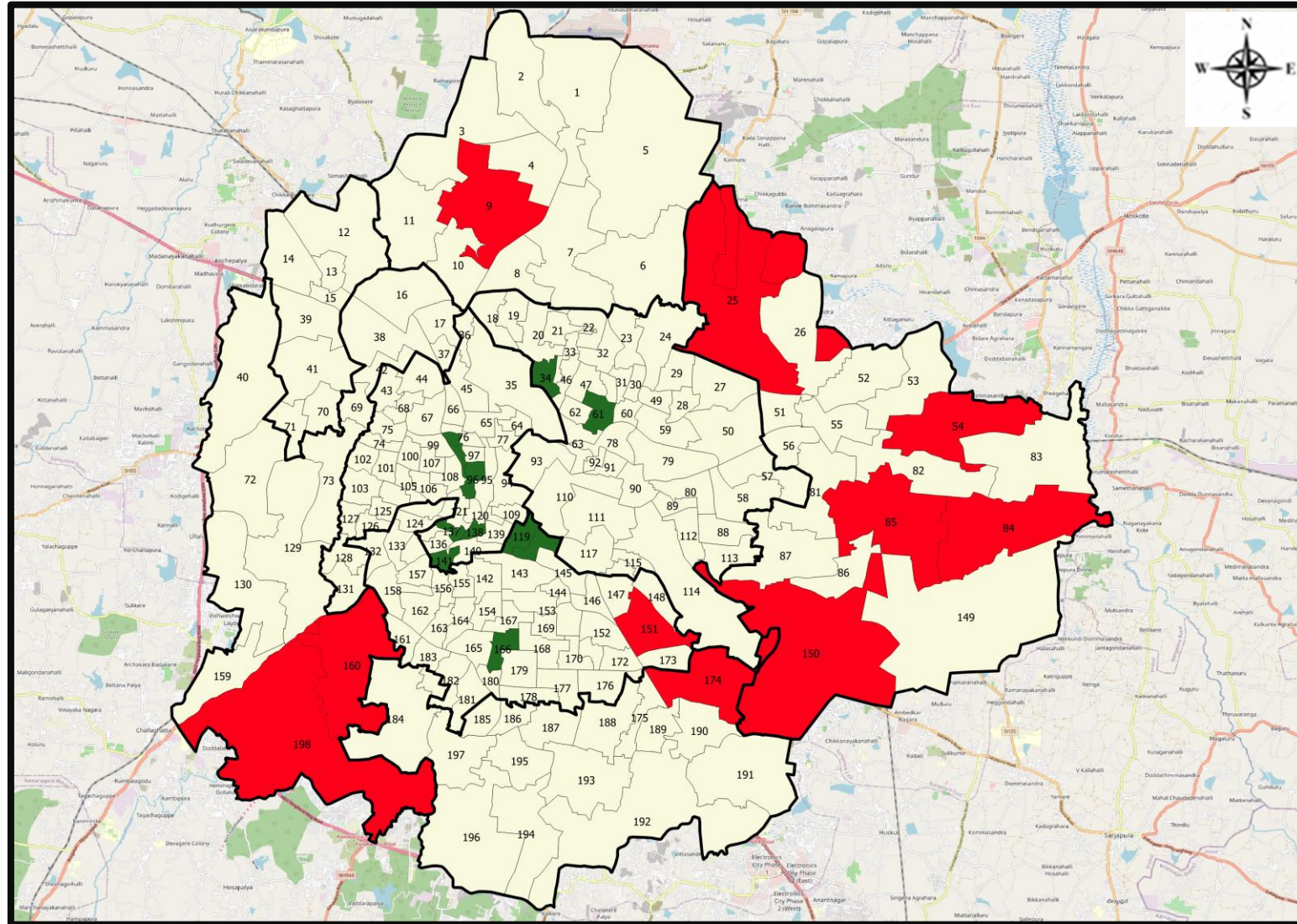


Total Test Conducted Till Date	Test Conducted Last 24 hours
1,86,81,184	53,236





BENGALURU URBAN MAP SHOWING TREND OF POSITIVE CASES IN LAST 10 DAYS



Top 10 wards reporting highest number of positive cases in last 10 days

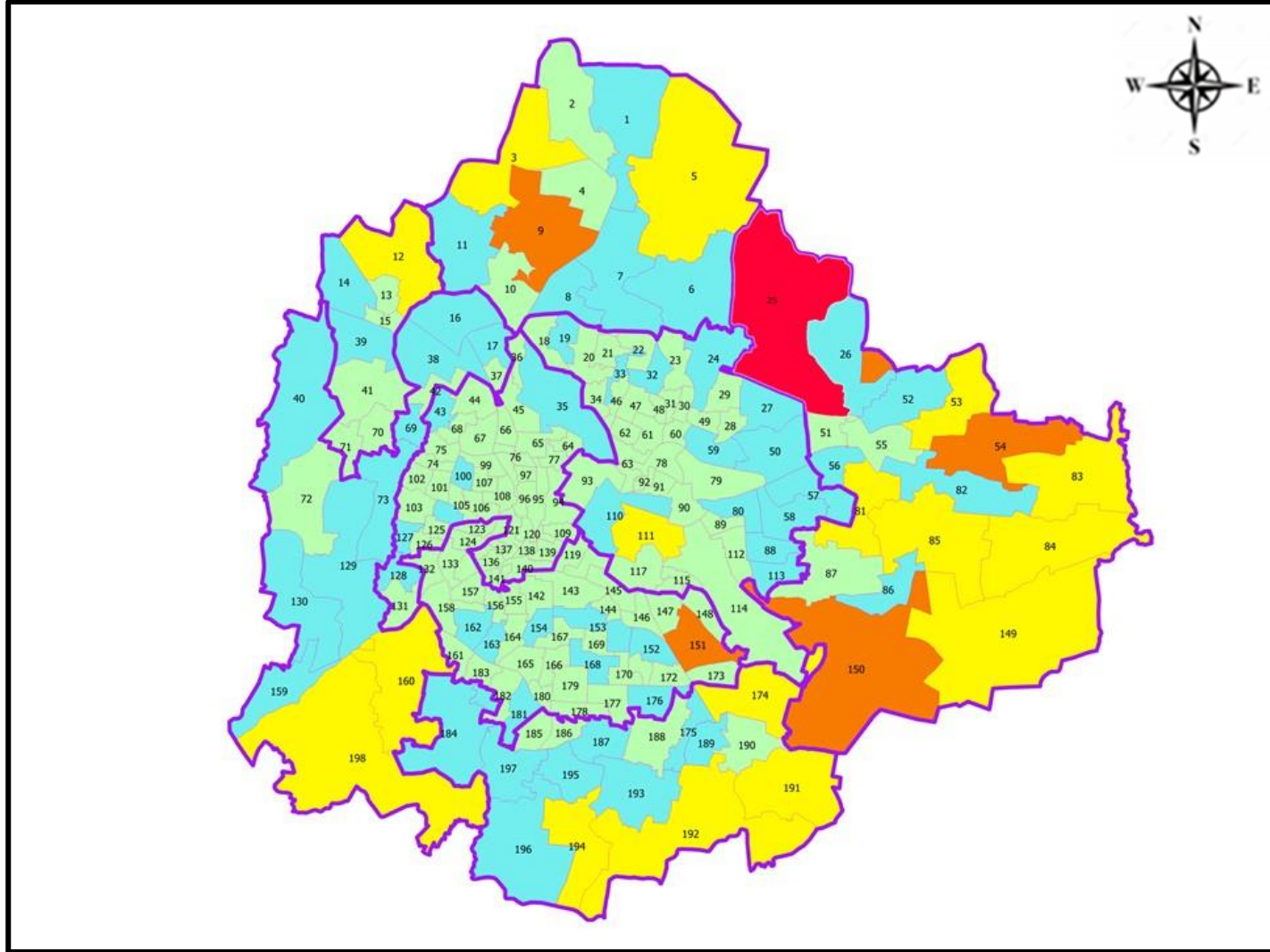
Ward No.	Ward Name	Daily Cases Average
25	Horamavu	10
150	Bellanduru	8
54	Hudi	6
151	Koramangala	6
9	Vidyaranyapura	5
198	Hemmigepura	5
84	Hagadur	4
85	Dodda Nekkundi	4
160	Rajarajeshwari Nagar	4
174	HSR Layout	4


Top 10 wards reporting least number of positive cases in last 10 days

Ward No.	Ward Name	Daily Cases Average
166	Karisandra	0
34	Gangenahalli	0
61	S K Garden	0
96	Okalipura	0
98	Prakash Nagar	0
118	Sudham Nagar	0
119	Dharmaraya Swamy Temple	0
137	Rayapura	0
138	Chalavadipalya	0
141	Azad Nagar	0



BENGALURU MAP SHOWING INTENSITY OF POSITIVE CASES IN LAST 10 DAYS



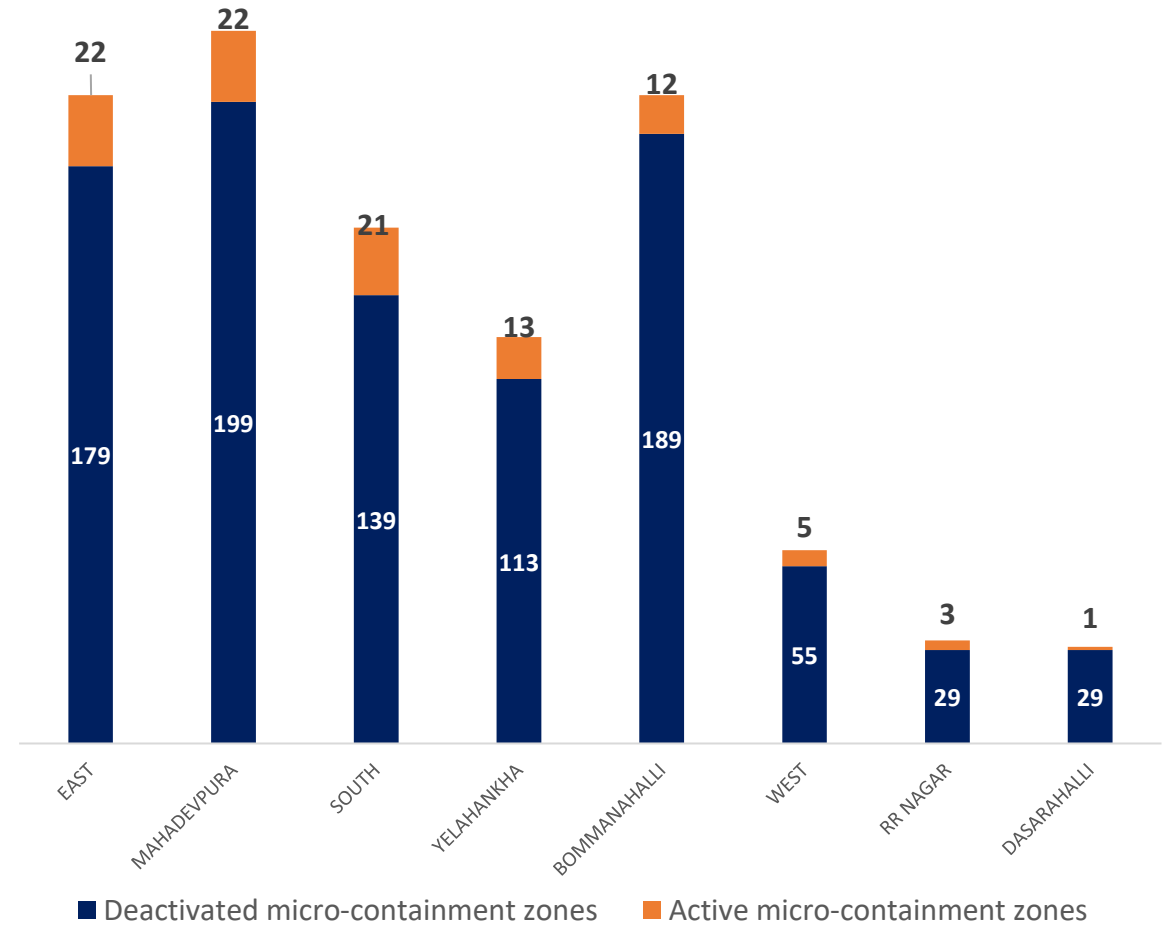
-  **Level 1 : 0 to 10 Cases**
-  **Level 2 : 10 to 25 Cases**
-  **Level 3 : 25 to 50 Cases**
-  **Level 4 : 50 to 100 Cases**
-  **Level 5 : Above 100 Cases**
-  **Zone Boundaries**



CONTAINMENT ZONE DETAILS

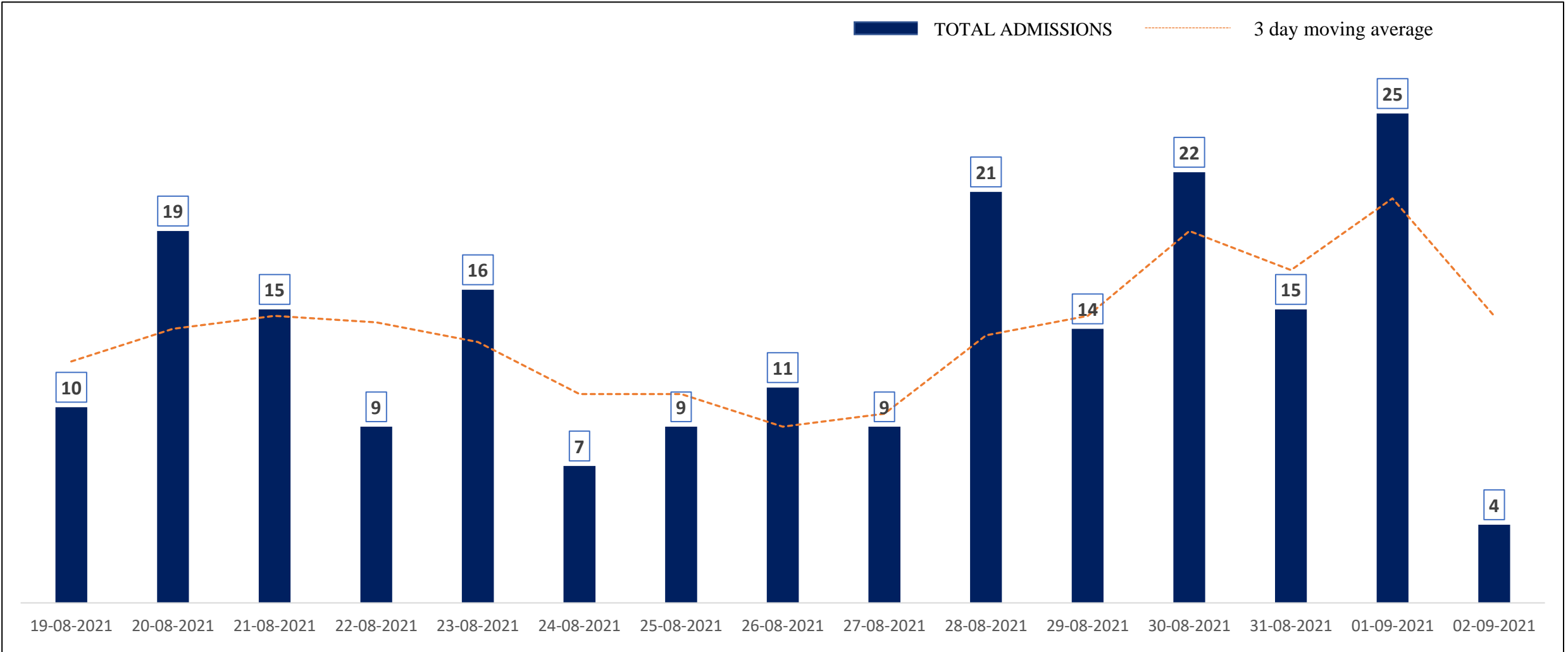


ZONE	TOTAL DECLARED	TOTAL DEACTIVATED	TOTAL ACTIVE
EAST	201	179	22
MAHADEVPURA	221	199	22
SOUTH	160	139	21
YELAHANKHA	126	113	13
BOMMANAHALLI	201	189	12
WEST	60	55	5
RR NAGAR	32	29	3
DASARAHALLI	30	29	1
TOTAL	1031	932	99





HOSPITAL & CCC ADMISSIONS LAST 15 DAYS TREND



* Only Government Quota Admissions through CHBMS considered

* Only Fresh Admissions considered



COVID BED STATUS AS ON 03.09.2021



SR. NO.	Facility Type	No. of Hospital	Total Allocated Beds for C+ Patients					Occupied Beds for C+ Patients					Net Available Beds for C+ Patients				
			Gen Beds	HDU	ICU Beds	ICU-V	Total	Gen Beds	HDU	ICU Beds	ICU-V	Total	Gen Beds	HDU	ICU Beds	ICU-V	Total
1	Government Medical Colleges	4	20	621	53	76	770		18	7	1	26	20	603	46	75	744
2	Government Hospitals	16	649	210	65	127	1,051	33	17	2	10	62	616	193	63	117	989
3	Covid Care Centres	7	265					51					214				
Total Beds		27	934	831	118	203	2,086	84	35	9	11	139	850	796	109	192	1,947

* Status as on 03.09.2021 – 5:50 PM

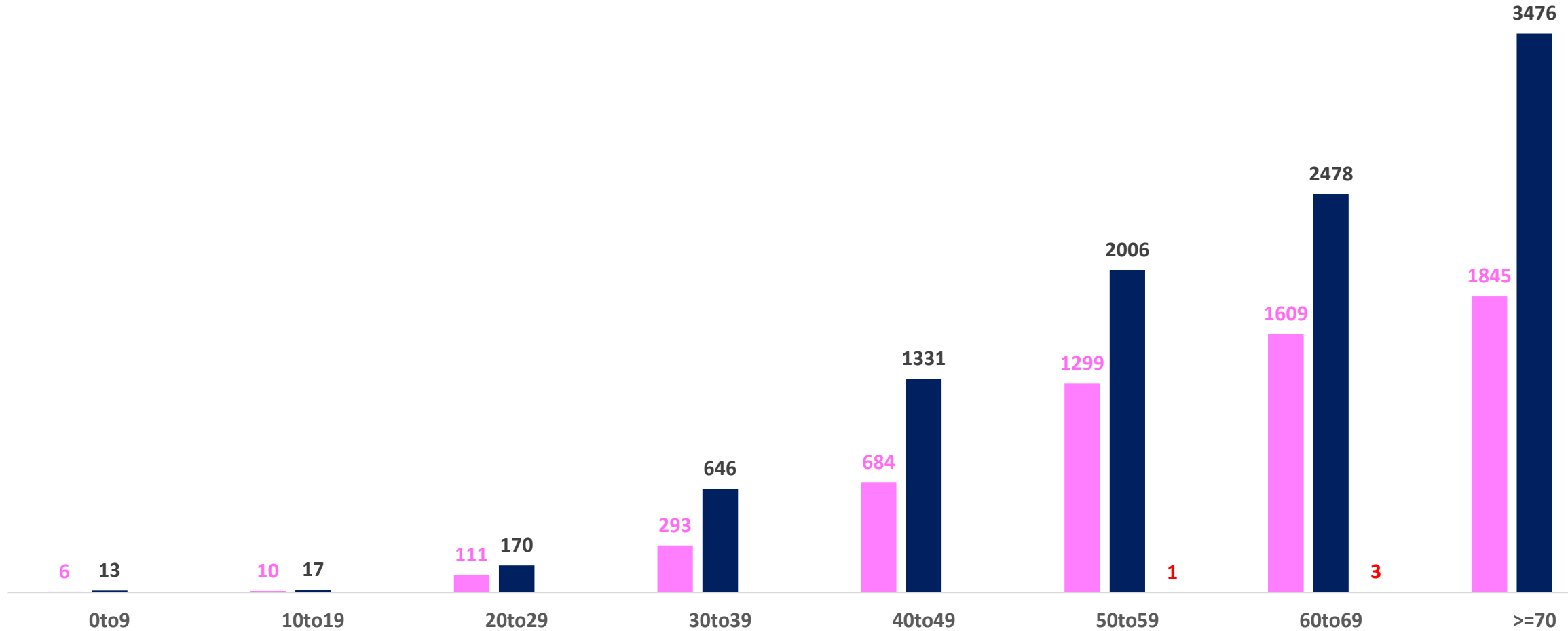


AGE AND GENDER WISE DISTRIBUTION OF DEATH CASES



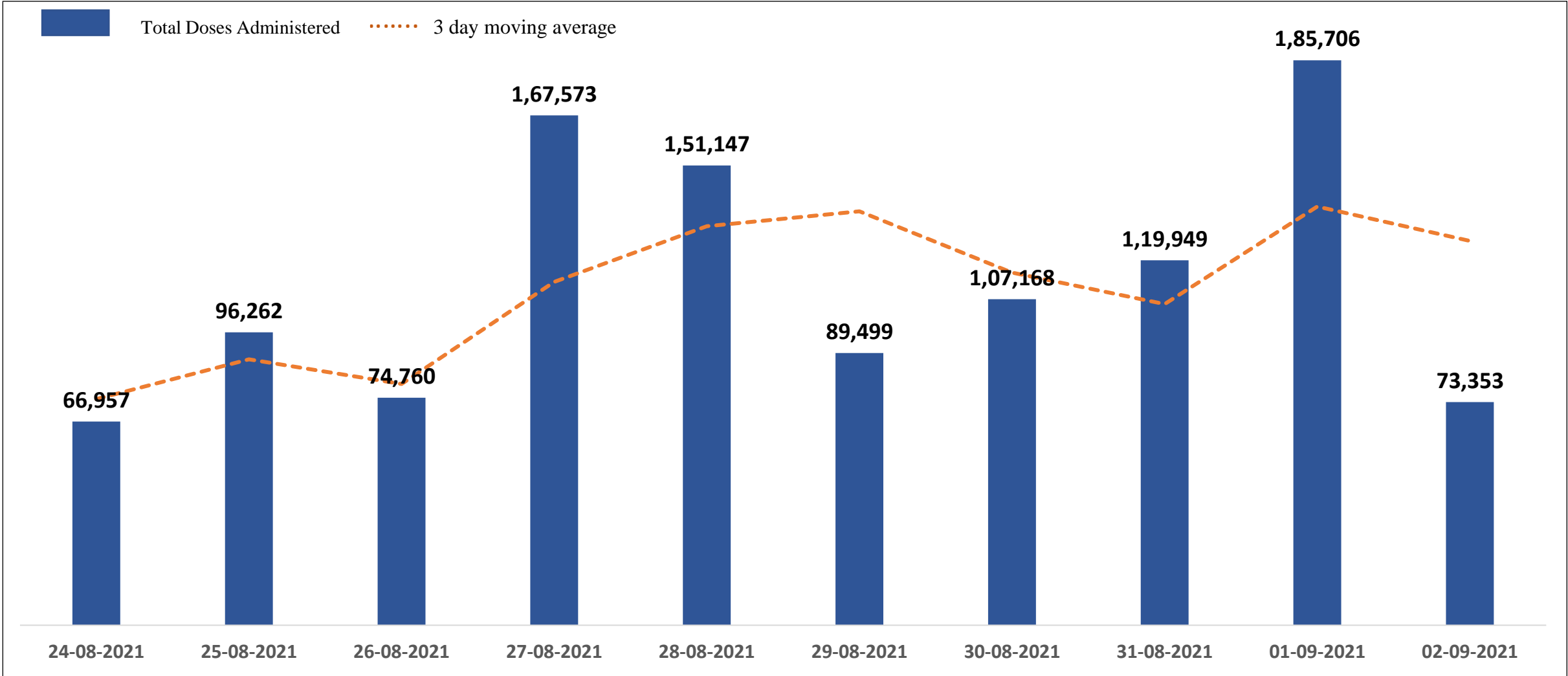
Death Cases: 16,013

Female Male Transgender





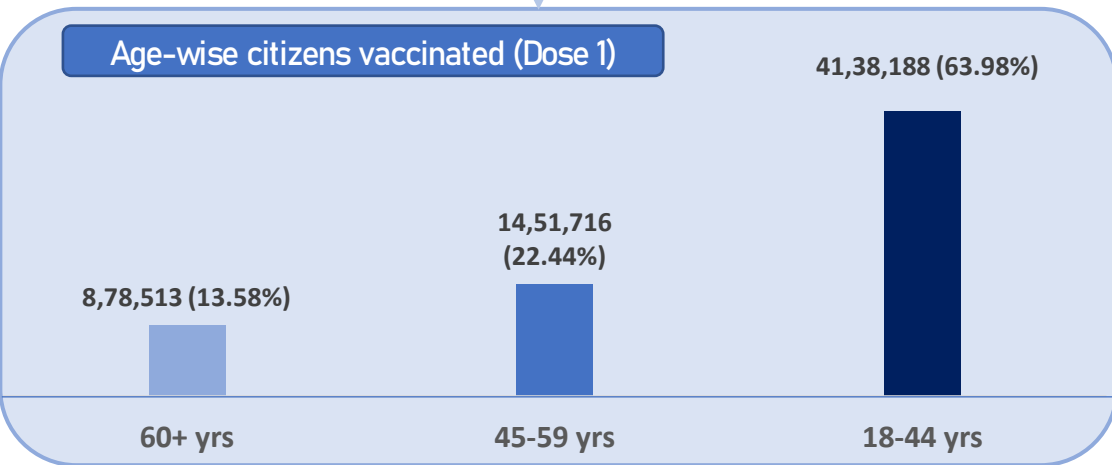
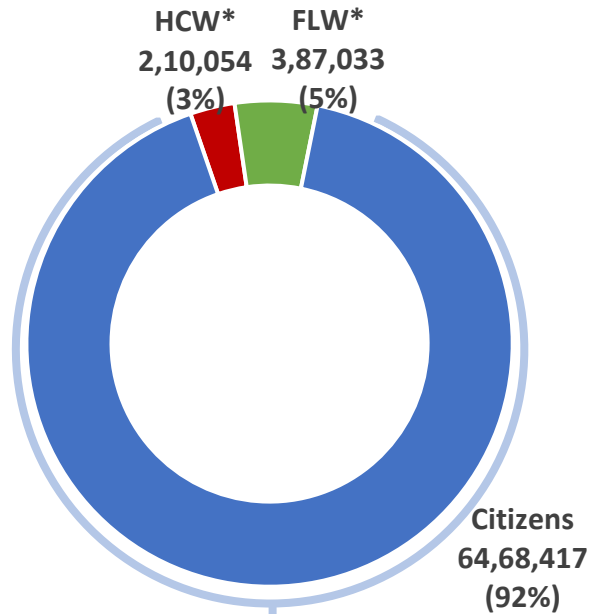
TOTAL VACCINE DOSES ADMINISTERED IN LAST 10 DAYS



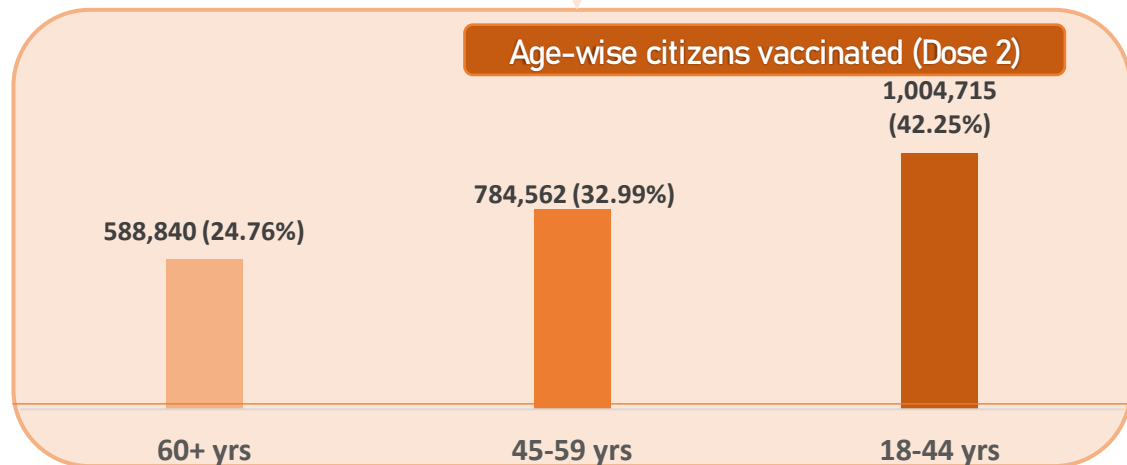
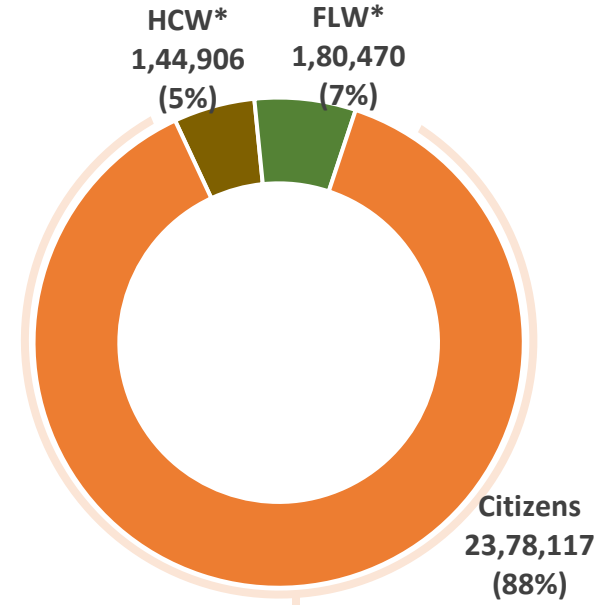


CATEGORY WISE CUMULATIVE VACCINATION IN BBMP

Dose 1



Dose 2



*HCW : Health Care Workers

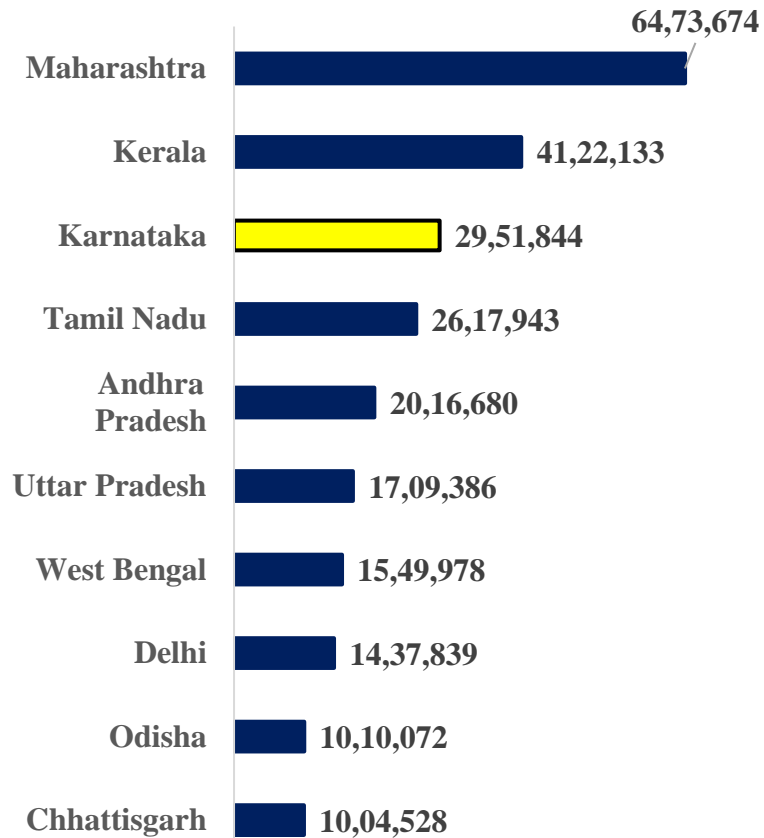
*FLW : Front Line Workers



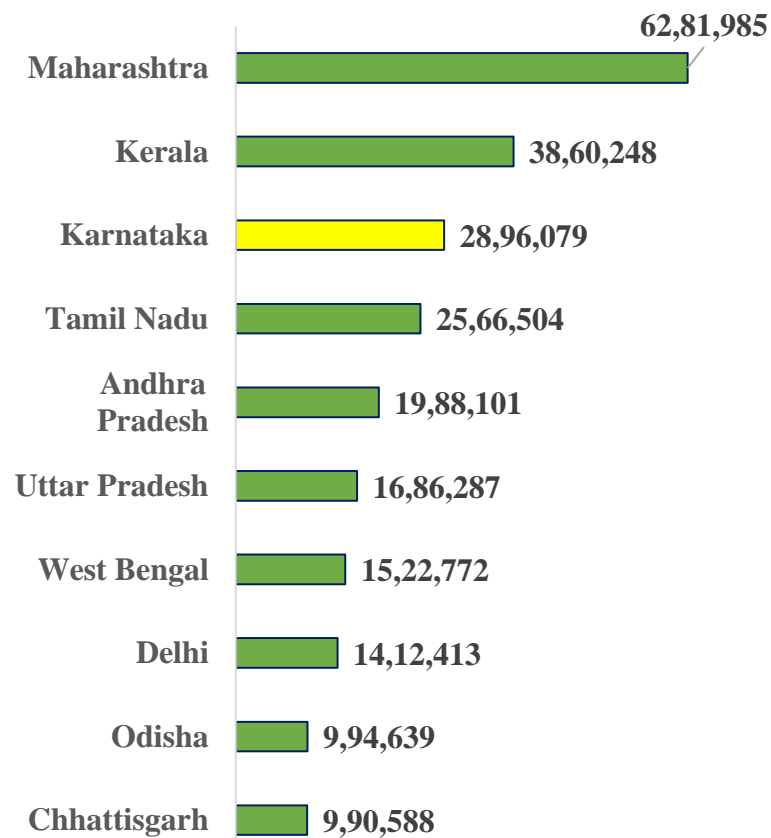
TOP 10 COVID19 AFFECTED INDIAN STATES



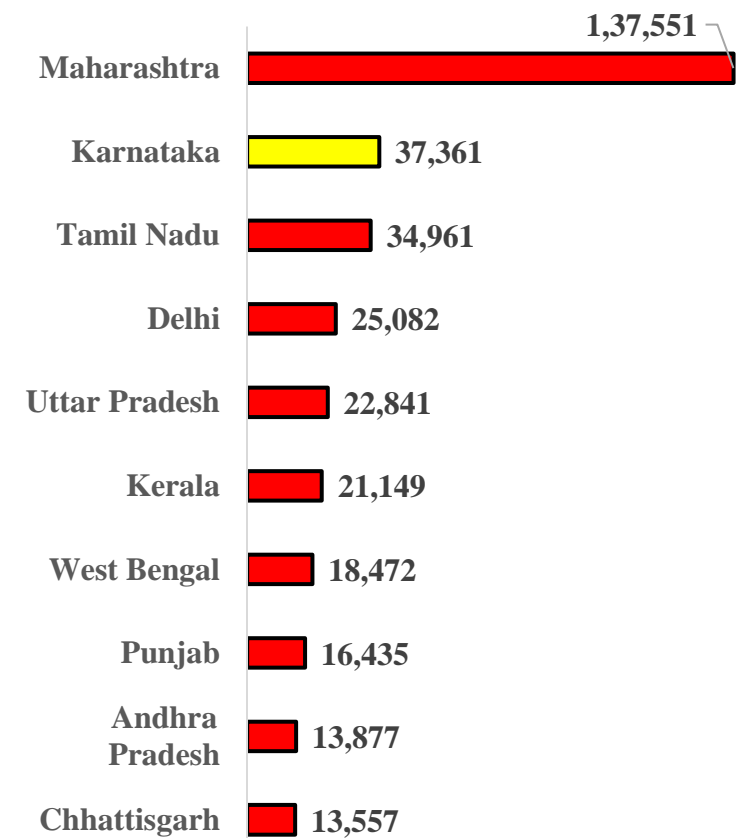
Total Positive Cases



Total Recovered Cases



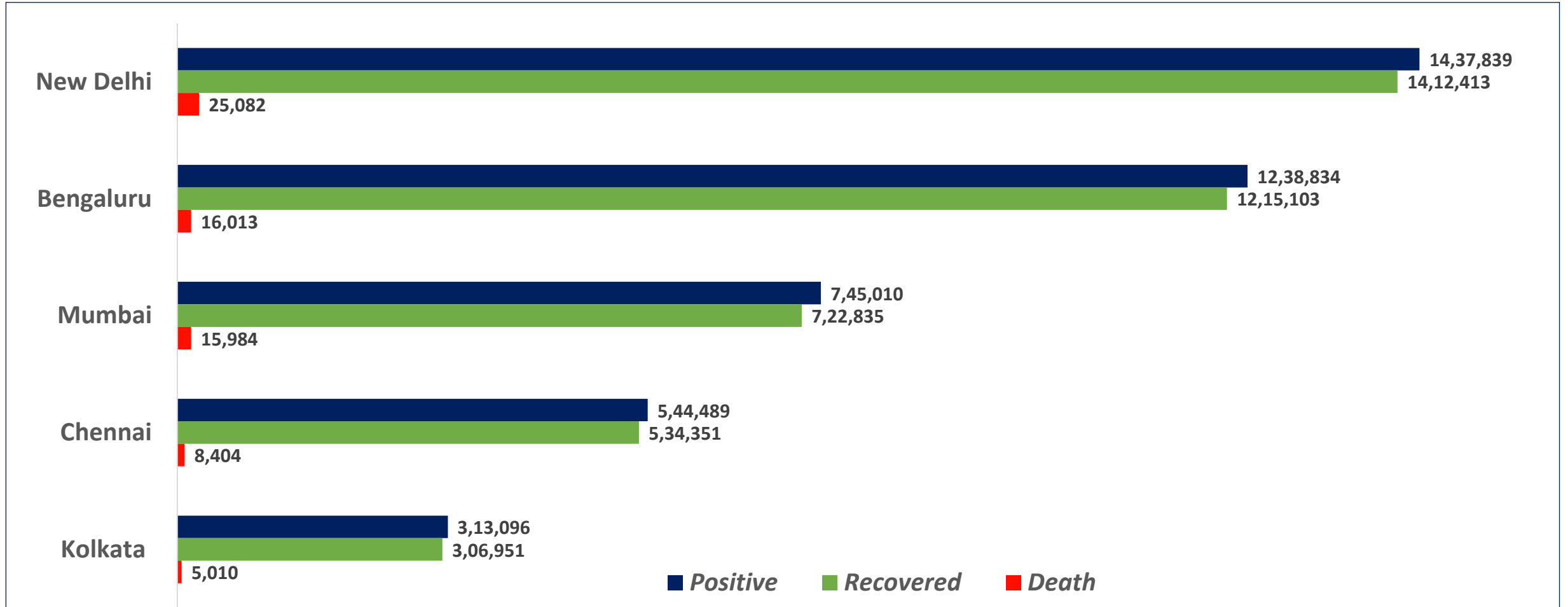
Total Death Cases



Source : <https://www.covid19india.org/> at 5:30 pm (03.09.2021)



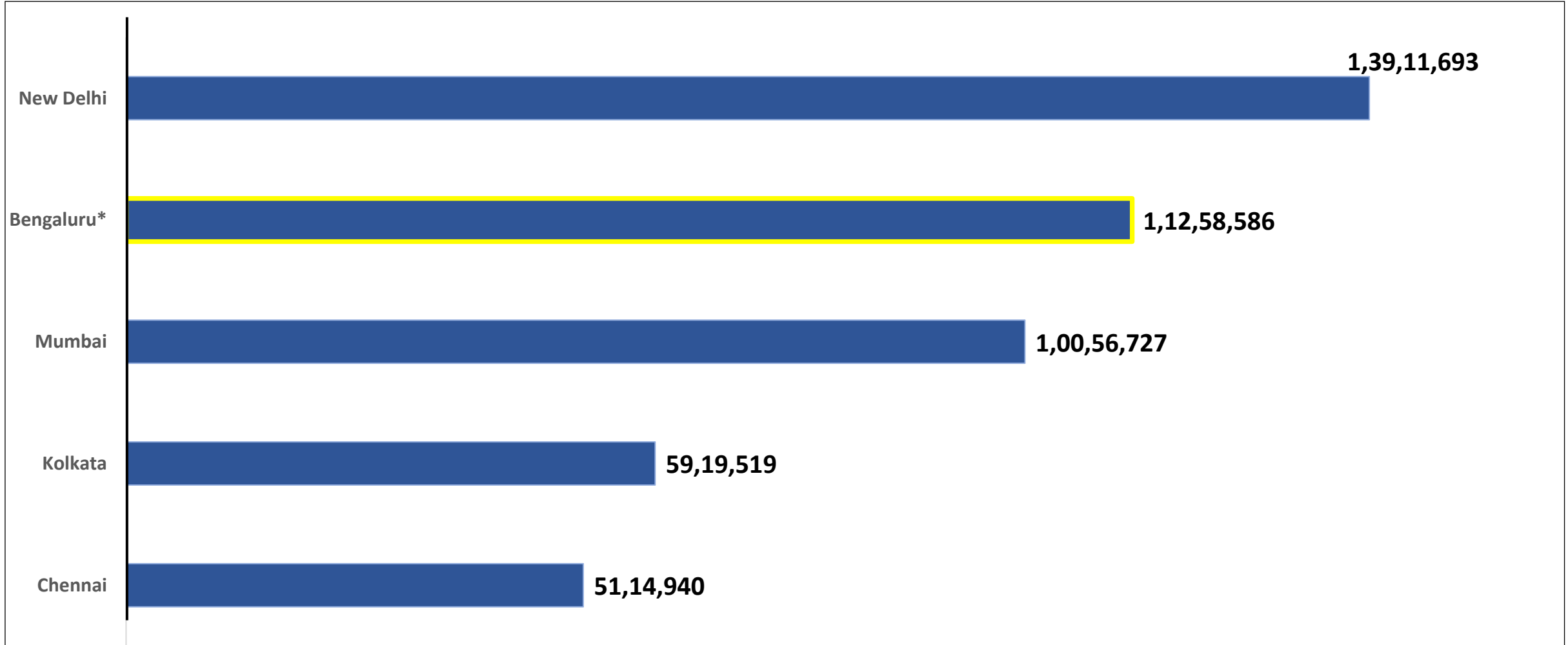
BENGALURU AND OTHER METROPOLITAN CITIES



Source : <https://www.covid19india.org/> at 5:30 pm (03.09.2021)



VACCINE DOSES ADMINISTERED IN BENGALURU AND OTHER METROPOLITAN CITIES



Source : <https://dashboard.cowin.gov.in/> at 5:30 pm (03.09.2021)

*includes BBMP & Bengaluru Urban



SNAPSHOT OF COVID-19 CASES IN BENGALURU URBAN



**Total Wards With
< =10 Cases* :
121**

**Tests Conducted
On 02.09.2021:
53,236**

**Recovery
Rate:
98.08%**

**Total
Active Cases :
7,718**

**Total Vaccinated on
02.09.2021:
73,353**

**Positivity
Rate* :
0.56%**

**Active
Rate:
0.62%**

**Case
Fatality Rate* :
1.58%**



*Total positive cases In the past 10 days

*CFR and positivity is for Past 7 days



ಬೃಹತ್ ಬೆಂಗಳೂರು ಮಹಾನಗರ ಪಾಲಿಕೆ
Bruhat Bengaluru Mahanagara Palike



Download BBMP Bulletin	https://apps.bbmpgov.in/covid19/mediabulletin.php
For BBMPCovid19 Bed Status:	https://apps.bbmpgov.in/covid19/en/Bedstatus.php
To register for vaccination :	https://selfregistration.cowin.gov.in/
BBMP COVID19 Dashboard:	https://apps.bbmpgov.in/covid19/
Follow us on:	 www.facebook.com/bbmp.comm1/
	 twitter.com/BBMPCOMM

Issued by:

Honorable Chief Commissioner, BBMP
Special Commissioner Health & IT, BBMP
MD, Bengaluru Smart City Limited

THANK YOU !



ಆರೋಗ್ಯ ಮತ್ತು ಕುಟುಂಬ ಕಲ್ಯಾಣ ಇಲಾಖೆ
ಕೋವಿಡ್-19





**ಕೊರೊನಾ ಮಹಾಮಾರಿಗೆ ಕಠಿಣ ಸವಾಲನ್ನು ನೀಡೋಣ
ನಮ್ಮ ಭವಿಷ್ಯವನ್ನು ಉಜ್ವಲಗೊಳಿಸೋಣ**

ಜ್ವರ, ನೆಗಡಿ, ಕೆಮ್ಮು ತರಹದ ಕೋವಿಡ್-19 ಲಕ್ಷಣಗಳಿದ್ದಲ್ಲಿ ಆಪ್ತಮಿತ್ರ ಸಹಾಯವಾಣಿ
14410 ಗೆ ಕರೆ ಮಾಡಿ ಅಥವಾ ಬೆಂಗಳೂರು ಕೋವಿಡ್ ಸಹಾಯವಾಣಿ 1912 ಗೆ ಕರೆ ಮಾಡಿ
ಹೆಚ್ಚಿನ ಮಾಹಿತಿಗಾಗಿ 24x7 ಉಚಿತ ಆರೋಗ್ಯ ಸಹಾಯವಾಣಿ 104ಕ್ಕೆ ಕರೆ ಮಾಡಿ
ಎಲ್ಲರಿಗೂ ಆರೋಗ್ಯ, ಎಲ್ಲೆಡೆಯೂ ಆರೋಗ್ಯ

